The Wage-Rigidity Wall: A Theory of Temporal Disequilibrium and the Paradox of Micro-Rationality in the AI Capital Supercycle

David Siegenthaler

Historically, revolutionary technological surges, characterized by capital expenditure exceeding 1% of gross domestic product (GDP), have consistently reshaped the macroeconomic landscape. We argue that the current economic environment is characterized by a severe temporal mismatch between exponential technological investment and rigid, linear wage growth. The ensuing fragility is not the result of technological failure or irrational corporate exuberance, but emerges from a "Fallacy of Composition": microeconomically rational decisions by individual firms to automate wage premiums become a systemic destabilizer when adopted at scale. With AI-related investment reaching an estimated 2% of Global GDP in 2026, while labor share and real consumer sentiment remain compressed, the economy faces a "demand-side ceiling." This Wage-Rigidity Wall prevents the aggregate recovery of capital costs despite the ground-breaking nature of the underlying technology. We posit that the primary risk to the current technological boom is not a speculative collapse of "vaporware", but a structural deflationary vulnerability that could precipitate a balance sheet recession if consumption capacity fails to match exponential productive output.

I. Introduction: The AI Capital Supercycle and the 1% Heuristic

The global economy has entered an unprecedented phase of capital deployment centered on the physical and computational infrastructure required for generative artificial intelligence. By the first quarter of 2026, the velocity and scale of this investment fundamentally decoupled from historical norms of corporate capital expenditure (capex). AI-related capex contributed 1.1% to GDP growth, outpacing the U.S. consumer as an engine of expansion; excluding the AI infrastructure buildout, the underlying domestic economy was effectively flat (1; 2; 3;). The combined 2026 capex commitment from the top five hyperscalers (Amazon, Microsoft, Alphabet, Meta, and Oracle) is tracking above $800 billion (2; 3). Total worldwide AI spending is expected to exceed $2.5T in 2025, rising to 3.3T in 2027 according to estimates from Gartner (4). AI spending is approaching 2.0% - 2.5% of Global GDP in 2026 and 2027 respectively based on IMF GDP growth estimates (5).

Economic history provides a framework, often termed a "speed limit," for the macroeconomic integration of new techno-economic paradigms. According to neo-Schumpeterian long-wave theory, particularly the framework established by Carlota Perez, when investment in a foundational technology exceeds 1% of global or national GDP, the economy transitions from the "Irruption" phase into the "Frenzy" phase of the installation period (6; 7; 8). Previous general-purpose technology investment cycles, such as the deployment of railroads in the 19th century, electrification in the 1920s, and the telecommunications and early internet buildout of the late 1990s, typically peaked at capital intensities of 2% to 5% of GDP (9; 10; 11; 38; 43).

The current cycle, highlighted by monumental infrastructure initiatives, sits firmly within this historical bound. A prime example is the "Stargate Project," a joint venture led by OpenAI, Microsoft, SoftBank, and Oracle, which aims to deploy an initial $100 billion, scaling to $500 billion over four years (12; 13). This initiative alone involves 10-gigawatt power targets and individual data center campuses spanning millions of square feet, fundamentally reshaping industrial supply chains (12; 14).

© 2026 Laniakea Research. All Rights Reserved

Techno-logical Era	Core Tech-nology	Peak capex (% of GDP)	Nature of Investment
Mid-to-Late 1800s	Railroads & Steam	~4.0%	Heavy civil engineering, steel, localized power
1920s	Electrifi-cation	~1.0% – 1.5%	Grid infrastructure, power generation, industrial motors
Late 1990s	Telecom/ Internet	~1.2%	Fiber optics, routers, early data centers
Mid 2020s	Generativ e AI	1.0% – ?% (vs Global GDP)	GPU clusters, hyperscale data centers, dedicated nuclear/ power generation

Figure 1 | Peak capex of general-purpose technologies in % of US/ Global GDP (38).

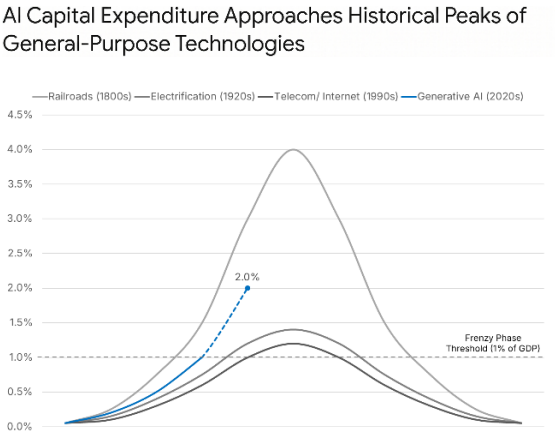

Figure 2 (illustrative representation) | Historically, technological revolutions entering the "frenzy" phase cross the 1% GDP investment threshold. Current AI spending is rapidly surpassing this mark, driving the vast majority of near-term economic growth (2; 5; 9; 10; 11; 38).

Unlike some of the speculative hype cycles of the past, characterized by "vaporware" or untested business models, the current capital surge appears to be backed by tangible, ground-breaking efficiency gains in cognitive labor. Randomized controlled trials and field experiments throughout 2024 and 2025 documented 15% to 50% reductions in task-completion times across domains such as writing, software development, accounting, and customer support (15). Furthermore, these studies report meaningful quality gains and disproportionately large benefits for less-experienced workers, driving "skill compression" within knowledge-based occupations (15; 16).

Because the technology provides genuine utility, the macroeconomic risk is frequently misdiagnosed. The potential hazard lies not in technological failure, but in macroeconomic mechanics. The current literature frequently bifurcates into utopian projections of endless productivity growth or alarmist predictions of mass, permanent unemployment. This paper introduces a more nuanced paradigm: *The Wage-Rigidity Wall*.

We advance the theory that the global economy is approaching a structural realization vulnerability. The foundational premise is that exponential technological investment is vastly outpacing the institutional and friction-laden capacity for wage adjustment, creating a severe temporal disequilibrium. When technology successfully scales massive output capacity but simultaneously suppresses the aggregate wage base through the targeted automation of wage premiums, it mathematically compromises the end-consumer demand required to absorb that expanded output. The ensuing correction will not necessarily be a burst of a speculative bubble, but rather a rational, deflationary contraction necessitated by the limits of aggregate purchasing power.

II. Theoretical Framework: Micro-Rationality vs. Macro-Sustainability

The foundation of the Wage-Rigidity Wall rests on a classic macroeconomic paradox, updated for the era of generative AI. The current capital cycle is uniquely complex precisely because it is driven by rational actors making mathematically optimal decisions at the firm level. It is the aggregate summation of these rational micro-decisions that creates systemic macro-fragility.

1. The Paradox of the "Correct" Decision and the Fallacy of Composition

At the microeconomic level, corporate executives are responding to irrefutable market imperatives. The modern survival mandate dictates that if a firm does not invest heavily in AI-driven efficiency, it will be rapidly out-competed by rivals who secure lower marginal costs of production. Furthermore, unlike speculative digital assets, AI provides a genuine, non-speculative increase in marginal efficiency per worker. For a single firm, utilizing AI to compress labor costs while maintaining or expanding output is the mathematically correct pathway to margin expansion.

© 2026 Laniakea Research. All Rights Reserved

However, this micro-rationality triggers a severe *Fallacy of Composition*. In logic and economics, the fallacy of composition occurs when one erroneously assumes that what is true for an individual part must also hold true for the whole. In classical macroeconomic theory, this is most famously articulated as the Paradox of Thrift, popularized by John Maynard Keynes: if one household saves money during an economic downturn, their individual financial position improves; however, if all households simultaneously cut expenditure to save, aggregate demand collapses, triggering a recession that ultimately lowers the incomes and savings of everyone (17; 18; 19).

In the context of the AI supercycle, this dynamic manifests as the "Paradox of Automation." A firm increases its profit margins by deploying AI to suppress wage growth relative to productivity gains. However, if every firm successfully executes this strategy simultaneously, they collectively destroy the consumer base required to purchase the goods and services they are producing. The very goal that each individual firm sought, greater financial security and profit margins, becomes structurally harder to achieve at the macroeconomic level because systems behave differently from their constituent parts (18).

2. "So-So Automation" and the Targeting of Wage Premiums

To understand how this fallacy operates in the labor market, it is essential to categorize the exact nature of the automation being deployed. Theoretical frameworks distinguish between "good" automation, which acts as a labor-augmenting force that pairs productivity gains with the creation of new, complementary human tasks, and "so-so automation" (20; 21; 22).

So-so automation occurs when machines substitute for workers in narrow tasks with only modest overall productivity improvements, and crucially, without generating new labor-complementary tasks at scale (20; 23). While the AI industry heralds massive future productivity boosts, much of the early enterprise deployment fits the profile of so-so automation. Firms are incentivized to adopt AI not necessarily to redesign workflows for maximal output, but as a labor-shifting device aimed directly at cost reduction (22).

Empirical studies covering the period from 1980 to the present demonstrate that firms have consistently used automation to replace employees who specifically receive a "wage premium", workers earning higher salaries than others with comparable qualifications (24). This inefficient targeting of automation prioritizes the shedding of salaries over finding optimal paths for long-term growth. Research estimates that this specific mechanism is responsible for 50% to 70% of the growth in U.S. income inequality over the last four decades (22; 24).

Generative AI accelerates this trend by targeting the cognitive wage premiums of white-collar knowledge workers. The technology demonstrates a profound capacity for "skill compression," where AI raises the performance of novice workers to the level of highly paid senior workers, thereby eliminating the justification for the senior worker's wage premium (15; 16). When compliance regimes and corporate incentives push AI deployment toward back-office substitution rather than product expansion, the result is modest productivity gains coupled with severe distributional shifts against labor (20; 21). The aggregate effect is a systemic compression of the middle-class wage base, which serves as the primary engine of macroeconomic consumption.

III. The Mechanics of Temporal Disequilibrium

The realization of the automation paradox is accelerated by a profound temporal disequilibrium. The modern economy operates on two fundamentally incompatible gears, creating structural friction between technological capacity and institutional reality.

1. The Speed of Silicon vs. The Speed of Bureaucracy

The core of the Wage-Rigidity Wall theory lies in the disconnect between two distinct economic velocities:

Investment Velocity (V_I): Driven by the "speed of silicon," capital can be reallocated and deployed in quarterly cycles. The current wave

© 2026 Laniakea Research. All Rights Reserved

of AI is predominantly software-based cognitive automation delivered via cloud platforms. Unlike the industrial revolution, which required decades to physically lay track, build factories, and manufacture heavy machinery, AI capabilities can be rolled out to millions of enterprise desktops overnight (25; 26). This low-cost, platform-based deployment enables rapid, worker-driven adoption without requiring substantial physical organizational restructuring (26). Capital compounds and output capacity scales almost instantly (27).

Wage Velocity (*Vw*): Conversely, the mechanisms that govern human compensation and demand generation are constrained by the "speed of bureaucracy." Real wage growth rarely exceeds 1% to 1.5% per annum under normal conditions. Labor market adjustments are subject to immense institutional friction: annual performance reviews, the renegotiation of union contracts, regulatory compliance, and the psychological phenomenon of "sticky wages" (28; 29).

Agent-based models, such as the "Iceberg Index," demonstrate that while job destruction and task displacement from AI happen in quarters, the reinvestment of AI-generated wealth into new industries, and the subsequent creation of new jobs, happens in years (25). The employment impact depends heavily on the pace of complementary innovation and an organization's capacity to redesign work, which are inherently slow human processes (26).

The Realization Gap: Output Capacity vs. Aggregate Demand Growth

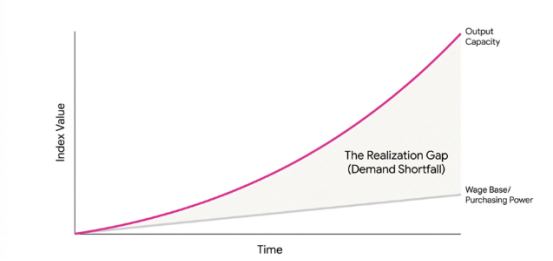

Figure 3 | The temporal mismatch between rapid technological integration and rigid wage growth creates a structural void. As output capacity scales exponentially, the linear growth of the wage base leaves a widening “Realization Gap” where goods and services cannot be absorbed by consumers (unless prices decline).

2. Spatial and Skill Mismatches

The temporal disequilibrium is compounded by spatial and skill mismatches. The standard economic argument assumes that productivity gains from AI create wealth that seamlessly clears the market, creating new jobs elsewhere. However, this assumes a frictionless economy. In reality, the productivity gains and shareholder returns accrue largely to major tech hubs, while job displacement impacts administrative and service centers distributed across the country (25). The laid-off worker in a secondary market does not immediately benefit from the localized wealth generated in a primary tech hub.

Furthermore, the new tasks created by AI require specific, novel skills. AI creates demand for machine learning operations specialists and prompt engineers, roles that are not fungible with the administrative assistants and junior analysts displaced by the technology (25). Longitudinal studies of displaced workers reveal that those who suffer "skill mismatch" after displacement face permanent, long-term earnings losses, with the interquartile range for earnings losses remaining massive even a decade after the initial shock (30). The assumption that money saved by automation flows instantly into new, equivalent employment is macroeconomically sound over a long enough time horizon, but microeconomically devastating in the short term (25). Governance systems and labor institutions require decades to adapt to civilizational-scale technological trajectories; they are fundamentally incompatible with a commercial environment where capabilities double every 18 months (31).

IV. The Realization Crisis: When Output Exceeds Purchasing Power

A common macroeconomic misconception is that if a technology produces "real" utility and genuine productivity gains, the associated investment cycle is immune to systemic crashes. Our theory posits the exact opposite: the more effective the technology is at substituting human labor without creating immediate complementary tasks, the faster the economy hits the Wage-Rigidity Wall.

1. The Breakdown of the Circular Flow of Income

In a closed macroeconomic system, total output or income (Y) must be absorbed by total

© 2026 Laniakea Research. All Rights Reserved

consumption (C), total investment (I) and Government Spending (G):

$$Y = C + I + G$$

Aggregate Consumption (C) is heavily a function of total wages (W), as the average worker has a high marginal propensity to consume out of their income. If AI increases productivity by a theoretical ΔP (e.g., 20%), the supply of goods and services expands. However, if the technology is utilized as so-so automation to replace human labor, the labor share of income falls, and wages remain rigid or decline in real terms ($\Delta W \leq 0$) (20; 22).

The surplus value generated by this productivity divergence is captured by capital in the form of higher corporate profits. In the short term, these growing profits stimulate a massive acceleration in business investment (I), which constitutes a demand for output in itself (e.g., building data centers, buying semiconductors) (32). This feedback loop can perpetuate an economic expansion for a time, masking the underlying rot in consumer demand/ purchasing power.

2. Inequality and the Demand-Side Ceiling

However, this dynamic is strictly temporary. The concentration of income at the top of the corporate structure inherently limits long-term demand growth, because the wealthy and large corporations do not spend a proportionally large share of their vast income on end-consumer goods (32).

For the projected $5.8 trillion in cumulative AI capital expenditures expected by 2027 to be economically justified, firms must eventually recoup these costs by selling the resulting products and services at a profit (2; 4; 33). If the end-consumer's nominal income is constrained by wage rigidity, and their real income is stagnant due to inflation, they simply cannot absorb the expanded output.

This triggers a *Realization Crisis*, a quantitative gap between consumption and production resulting in the inability of capitalists to sell commodities at their expected value in the market (34; 35). Even if the technology works perfectly and the data centers are highly efficient, the investment cannot be "realized" through sales because the purchasing power does not exist. The ground-breaking nature of AI actually accelerates this collision because it expands the supply side of the economy exponentially faster than institutional wage-setting mechanisms can increase aggregate demand.

V. The 2026 AI Paradox: Empirical Divergences in the Macroeconomy

If a realization crisis is looming, why was the U.S. economy still expanding robustly in early 2026? The answer requires analyzing the specific composition of that growth, which reveals severe underlying imbalances: a reliance on B2B circularity and a historic divergence in consumer sentiment.

1. The B2B Circularity Illusion and Vendor Financing

The current AI revenue ecosystem is highly insular, relying on circular capital flows that temporarily mask the end-consumer realization wall. In 2025 and 2026, massive partnership announcements across AI model developers, hyperscalers, and chip companies established a closed loop of capital (36).

The mechanics of this circularity are precise. Hyperscalers commit billions of dollars to AI startups and frontier model developers. However, the terms of these investments frequently mandate that the startups utilize the hyperscaler's own cloud infrastructure. For instance, when an AI startup reports billions in annualized revenue, a substantial portion of that figure represents spending by hyperscaler investors, whose investment terms require cloud consumption, or spending by venture-backed startups drawing from the exact same capital pool (37). When a startup uses its investment capital to buy cloud compute, the hyperscaler books this as cloud services revenue at enterprise margins exceeding 70% (37).

This circular flow of capital bears a striking, dangerous resemblance to the telecommunications equipment bubble of 1998 – 2001. During that era, companies like Cisco and Lucent provided aggressive vendor financing to telecom carriers, who then used the funds to buy equipment from the vendors, artificially inflating apparent demand and validating further infrastructure investment (36; 37).

While modern hyperscalers have significantly stronger balance sheets and are funding this buildout largely out of robust free cash flow rather than pure external debt (36; 38), the

© 2026 Laniakea Research. All Rights Reserved

macroeconomic consequence is identical: the capital expenditure is self-sustaining only as long as it remains within the B2B ecosystem. The industry is currently in the "token factory" phase, building the physical infrastructure. The true return on investment (ROI) phase has not yet begun (2). When the infrastructure is complete and these token factories must sell AI inference to the broader public to justify the $5 trillion+ global buildout, they will hit the Recoupment Wall (39).

2. The Sentiment Paradox

The strain of the Wage-Rigidity Wall is already highly visible in empirical consumer data. As of May 2026, capital markets celebrated the AI boom, with the S&P 500 reflecting record-high corporate margins driven by tech capex. Yet, simultaneously, the University of Michigan Consumer Sentiment Index plummeted to an all-time historic low of 48.2 (40; 41).

This reading fell below the deepest troughs of the 2008 Great Financial Crisis and the 2020 pandemic lockdowns (41; 42). The divergence between market exuberance and consumer despair represents the "Sentiment Paradox." The "Current Economic Conditions" component of the index fell 9% in a single month to 47.8, as consumers cited immense pressure from high prices and declining real income expectations (40; 41).

Because so-so automation targets wage premiums and suppresses labor bargaining power, the average consumer finds themselves entirely decoupled from the wealth generated by the AI boom. They face elevated inflation for non-automatable essentials, such as energy, which is driven higher by the massive gigawatt demands of AI data centers, while their own real incomes stagnate (14; 40). The 48.2 sentiment reading is the statistical manifestation of the macro-consumer realizing they lack the purchasing power to participate in the economic expansion.

The 2026 Sentiment Paradox: Capital Investment Surges as Consumer Confidence Collapses

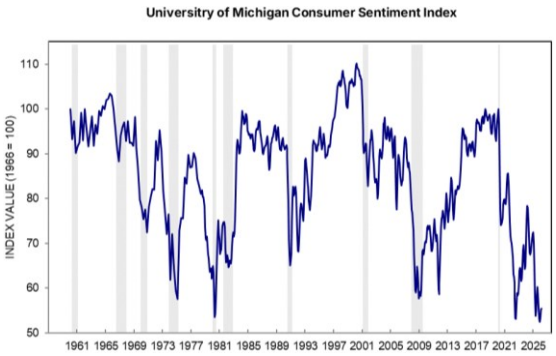

Figure 4 | While hyperscaler capital expenditures accelerated aggressively into 2026 ($400B in 2025 vs $800B+ expected in 2026), the University of Michigan Consumer Sentiment index plummeted to 48.2, an all-time low, reflecting the exhaustion of consumer purchasing power and real income.

VI. Deflationary Risks and the Balance Sheet Recession

The ultimate consequence of hitting the Wage-Rigidity Wall is not merely a plateau in corporate earnings, but a structural macroeconomic crisis. When the massive supply capacity enabled by $5 trillion+ in AI infrastructure meets the immovable object of constrained consumer demand, the economic system must force a clearing mechanism (2; 39).

1. The Ticking Time-Bomb of Hyperscale Borrowing

If aggregate wages cannot rise fast enough to meet output, output prices must fall to meet wages. To move excess capacity, compute power, and AI-generated services, firms will be forced into aggressive price competition, triggering a deflationary cycle. While nominal price reductions appear beneficial to the consumer on the surface, they act as a catalyst for systemic corporate distress due to the nature of the capital cycle's financing.

The buildout of AI infrastructure, while initially funded by free cash flow, is increasingly being supported by debt. The issuance of investment-grade bonds by AI firms surged, amounting to $75 billion in just two months during late 2025, capturing 14% of the American investment-grade bond market (39). This debt is nominal and rigid. If the economy enters a deflationary phase because of the realization crisis, the nominal revenues of firms will fall, but the billions in debt taken to finance the data

© 2026 Laniakea Research. All Rights Reserved

centers, graphics processing units (GPUs), and nuclear power infrastructure remain entirely fixed. Furthermore, the core capital expenditure on specialized hardware risks becoming economically obsolete due to rapid depreciation cycles (40; 44).

2. The Mechanics of a Balance Sheet Recession

This scenario aligns perfectly with the mechanics of a *Balance Sheet Recession*, a macroeconomic framework formalized by economist Richard Koo following the Japanese asset bubble collapse in the 1990s (44; 45; 46).

In a traditional business cycle recession, lower interest rates stimulate borrowing and investment. In a balance sheet recession, an initial shock, such as the bursting of an asset bubble or the sudden realization that infrastructure investments will not yield expected revenues, destroys corporate wealth and confidence (45). Firms suddenly find themselves with impaired balance sheets: the perceived value of their rapidly depreciating AI hardware deflates, while the liability side of their ledger (debt) remains untouched (39; 45).

Consequently, economic agents shift their core priority from profit maximization to debt minimization (45). Firms redirect their cash flows to pay down debt rather than investing in new projects or hiring workers. This deleveraging behavior is microeconomically prudent for the individual firm, but macroeconomically disastrous. Because multiple major firms attempt to save and deleverage simultaneously, they withdraw massive amounts of capital from the circular flow of income, leading to a severe, protracted contraction in aggregate demand (44; 45; 46).

The technological efficiency of AI exacerbates this risk. As AI successfully drives the marginal cost of expertise and digital output toward zero, it acts as a powerful vector for technological deflation (11). If a balance sheet recession takes hold, the collective attempt by the private sector to deleverage will perversely worsen the aggregate economic contraction, rendering standard monetary policy (such as central bank rate cuts) largely ineffective, as firms will refuse to borrow regardless of how cheap capital becomes (45; 47).

VII. Conclusion

The 2026 AI capital supercycle is navigating uncharted macroeconomic territory. The prevailing narrative evaluates the risk of this boom almost entirely through the lens of technological viability, assuming that if the technology continues to advance and productivity metrics improve at the task level, the broader economic expansion is inherently validated.

This paper demonstrates that such a technologically deterministic view ignores the fundamental mechanics of macroeconomic realization. The "Wage-Rigidity Wall" posits that the true structural vulnerability of the current era is a failure of distributional timing. The velocity of AI investment, and its micro-rational deployment to automate wage premiums, are structurally incompatible with the slow, bureaucratic velocity of wage adjustment and labor reallocation.

As AI capital expenditure crosses 1% of global GDP and artificially props up aggregate investment figures, it masks the underlying decay of end-consumer purchasing power, evidenced by historically bleak consumer sentiment metrics. The B2B circularity of current AI revenues, characterized by vendor-financing loops, only delays the inevitable confrontation with the consumer realization wall.

Ultimately, an economy cannot sustainably finance a multi-trillion-dollar expansion in productive capacity if it simultaneously degrades the aggregate wage base required to consume that expanded output. The correction for this imbalance is not necessarily a sudden burst of a speculative bubble rooted in worthless technology; rather, it is the risk of a rational, deflationary contraction. Without the institutional capacity to rapidly realign labor income with exponential technological output, the AI boom risks engineering a realization crisis, culminating in a severe balance sheet recession where the imperative to deleverage overrides the capacity for growth. The paradox of the current techno-economic paradigm is that the technology may execute its functions flawlessly, yet the macroeconomy may fail to absorb its success.

© 2026 Laniakea Research. All Rights Reserved

References:

[1] Stephanie Aliaga, Is AI already driving U.S. growth? J.P.Morgan Asset Management (2025). URL https://am.jpmorgan.com/us/en/asset-management/adv/insights/market-insights/market-updates/on-the-minds-of-investors/is-ai-already-driving-us-growth/. Accessed: 10 May 2026

[2] Jazib Zaman, AI Capex Is Now 75% of U.S. GDP Growth: Why Big Tech's Spending Boom Cannot Be Stopped – TECHi (2026). URL https://www.techi.com/ai-capex-carries-us-economy-token-factories/. Accessed: 10 May 2026

[3] David Sacks Says AI Could Drive 75% Of US GDP Growth As Morgan Stanley Sees Big Tech AI Capex Surging Past $800 Billion In 2026, BENZINGA (2026). URL https://www.benzinga.com/markets/tech/26/05/52240027/david-sacks-says-ai-could-drive-75-of-us-gdp-growth-as-morgan-stanley-sees-big-tech-ai-capex-surging-past-800-billion-in-2026. Accessed: 10 May 2026

[4] Gartner Says Worldwide AI Spending Will Total $2.5 Trillion in 2026, Gartner (2026). URL https://www.gartner.com/en/newsroom/press-releases/2026-1-15-gartner-says-worldwide-ai-spending-will-total-2-point-5-trillion-dollars-in-2026. Accessed: 10 May 2026

[5] World Economic Outlook, Global Economy in the Shadow of War, IMF (2026). URL https://www.imf.org/-/media/files/publications/weo/2026/april/english/text.pdf. Accessed: 10 May 2026

[6] Azeem Azhar and Nathan Warren, Is AI a bubble? – Exponential View (2025). URL https://www.exponentialview.co/p/is-ai-a-bubble. Accessed: 10 May 2026

[7] Engelbert Anthony de Groot, Essays on Economic Cycles (2012). URL https://repub.eur.nl/pub/8216/EPS2006091MKT9058921239DEGROOT.pdf. Accessed: 10 May 2026

[8] Jonathan Köhler, A comparison of the neo-Schumpeterian theory of Kondratiev waves and the multi-level perspective on transitions, ResearchGate. URL https://www.researchgate.net/publication/257739459_A_comparison_of_the_neo-Schumpeterian_theory_of_Kondratiev_waves_and_the_multi-level_perspective_on_transitions. Accessed: 10 May 2026

[9] Robust fundamentals justify higher AI capex, UBS Chief Investment Office (2025). URL https://www.ubs.com/global/en/wealthmanagement/insights/chief-investment-office/house-view/daily/2025/latest-04112025.html. Accessed: 10 May 2026

[10] AI Boom Barely Begun, Goldman Sachs Says, eWeek (2025). URL https://www.eweek.com/news/ai-boom-barely-begun/. Accessed: 10 May 2026

[11] Promise and Pressure, Investing in the new frontier of AI, fragmentation and inflation, Outlook 2026, J.P.Morgan (2025). URL https://www.jpmorgan.com/content/dam/jpmorgan/documents/wealth-management/outlook-2026.pdf. Accessed: 10 May 2026

[12] OpenAI's Stargate Project: A Guide to the AI Infrastructure, IntuitionLabs (2026). URL https://intuitionlabs.ai/articles/openai-stargate-datacenter-details. Accessed: 10 May 2026

[13] Announcing The Stargate Project, OpenAI (2025). URL https://openai.com/index/announcing-the-stargate-project/. Accessed: 10 May 2026

[14] OpenAI's 'Stargate' to $830 Billion: Historic $100 Billion Funding Round Reshapes the AI Super-Cycle, Financial Content (2026). URL https://markets.financialcontent.com/stocks/article/tokenring-2026-2-6-openais-stargate-to-830-billion-historic-100-billion-funding-round-reshapes-the-ai-super-cycle. Accessed: 10 May 2026

[15] Eric Fruits & Kristian Stout, AI, Productivity, and Labor Markets: A Review of the Empirical Evidence, International Center for Law & Economics (2026). URL https://laweconcenter.org/resources/ai-productivity-and-labor-markets-a-review-

© 2026 Laniakea Research. All Rights Reserved

of-the-empirical-evidence/. Accessed: 10 May 2026

[16] Brooke Tanner, Nicoleta Kyosovska, Derek Belle, Cameron F. Kerry, Andrea Renda, Elham Tabassi, and Andrew W. Wyckoff, AI growth acceleration versus distributional fairness, Brookings (2026). URL https://www.brookings.edu/articles/ai-growth-acceleration-versus-distributional-fairness/. Accessed: 10 May 2026

[17] Juliet Schor, Economic fallacies: is it time to work more, or less? The Guardian (2012). URL https://www.theguardian.com/sustainable-business/economy-employee-working-hours. Accessed: 10 May 2026

[18] Richard Murphy, Fallacy of composition, Funding the Future (2025). URL https://www.taxresearch.org.uk/Blog/2025/12/09/fallacy-of-composition/. Accessed: 10 May 2026

[19] Michael Roberts, The fallacy of composition and the law of profitability, thenextrecession (2018). URL https://thenextrecession.wordpress.com/2018/05/30/the-fallacy-of-composition-and-the-law-of-profitability/. Accessed: 10 May 2026

[20] Ryan Quandt, Ph.D. & Hirad Marami, AI and the Future of Work: Policy Lessons from Acemoglu and Restrepo, Cicero Institute (2026). URL https://ciceroinstitute.org/blog/ai-and-the-future-of-work-policy-lessons-from-acemoglu-and-restrepo/. Accessed: 10 May 2026

[21] Daron Acemoglu, Automation and the Future of Work, European Commission (2021). URL May 10, 2026, https://ai-watch.ec.europa.eu/system/files/2022-03/ACEMOGLU%20automation%20and%20the%20future%20of%20work.pdf. Accessed: 10 May 2026

[22] Peter Dizikes, Study: Automation drives income inequality, MIT Economics (2022). URL https://economics.mit.edu/news/study-automation-drives-income-inequality. Accessed: 10 May 2026

[23] Daron Acemoglu & Simon Johnson, Rebalancing AI, IMF (2023). URL https://www.imf.org/en/publications/fandd/issues/2023/12/rebalancing-ai-acemoglu-johnson. Accessed: 10 May 2026

[24] Peter Dizikes, Study: Firms often use automation to control certain workers' wages, MIT (2026). URL https://news.mit.edu/2026/study-firms-often-use-automation-control-certain-workers-wages-0507. Accessed: 10 May 2026

[25] Shashwata Bhattacharjee, The Iceberg Index: Decoding MIT's Agent-Based Model That Reveals AI's 5X Hidden Labor Market Impact, Towards AI (2025). URL https://pub.towardsai.net/the-iceberg-index-decoding-mits-agent-based-model-that-reveals-ai-s-5x-hidden-labor-market-impact-6a7b71598adc. Accessed: 10 May 2026

[26] Golo Heneske, Rhys Davies, Alan Felestead, Duncan Gallie, Francis Green, Ying Zhou, How Exposed Are UK Jobs to Generative AI? Developing and Applying a Novel Task-Based Index (2026). URL https://arxiv.org/html/2507.22748v3. Accessed: 10 May 2026

[27] Jordi Visser, The Domino Effect: AI, Labor, and the Unraveling of the Old Economic Order, Visserlabs, Substack (2025). URL https://visserlabs.substack.com/p/the-domino-effect-ai-labor-and-the. Accessed: 10 May 2026

[28] Christian Haefke, Marcus Sonntag, Thijs van Rens, Wage Rigidity and Job Creation, IZA (2008). URL https://docs.iza.org/dp3714.pdf. Accessed: 10 May 2026

[29] Philip Du Caju, Catherine Fuss, Ladislav Wintr, Understanding sectoral differences in downward real wage rigidity; Workforce composition, institutions, technology and competition, European Central Bank (2009). URL https://www.ecb.europa.eu/pub/pdf/scpwps/ecbwp1006.pdf. Accessed: 10 May 2026

[30] Frank Neffke, Ljubica Nedelkoska, Simon Wiederhold, Skill Mismatch and the Costs of Job Displacement, ifo Institute (2023). URL https://www.ifo.de/DocDL/cesifo1_wp9703.pdf. Accessed: 10 May 2026

© 2026 Laniakea Research. All Rights Reserved

[31] Turquoise Sound and Tao Te Turquoise, Temporal Collapse and Democratic Sovereignty: A Scaling Law Framework for Understanding Frontier AI Governance Failure, Turquoise Sounce, Substack (2025). URL https://turquoisesound.substack.com/p/temporal-collapse-and-democratic. Accessed: 10 May 2026

[32] David M. Kotz, he Final Conflict: What Can Cause a System-Threatening Crisis of Capitalism? Science & Society (2010). URL https://www.depfe.unam.mx/actividades/14/seminario-politicas-economicas/01_Kotz_2010.pdf. Accessed: 10 May 2026

[33] AI capex cycle: war-proof for now, Allianz Trade (2026). URL https://www.allianz-trade.com/en_global/news-insights/economic-insights/AI-capex-cycle-war-proof-now.html. Accessed: 10 May 2026

[34] Mathew Toll, Marx and Keynes: The Problems of Unemployment and Crisis (2010). URL https://dostoevskiansmiles.blogspot.com/2010/08/marx-and-keynes-problem-of-unemployment.html. Accessed: 10 May 2026

[35] David M. Kotz, The Current Economic Crisis in the U.S.: A Crisis of Over-Investment (2013). URL https://people.umass.edu/dmkotz/Current_Crisis_as_Over_Inv_13_01_V3.pdf. Accessed: 10 May 2026

[36] Stephanie Aliaga, Nicholas Cangialosi, Does circularity in AI deals warn of a bubble? J.P.Morgan Asset Management (2025). URL https://am.jpmorgan.com/us/en/asset-management/liq/insights/market-insights/market-updates/on-the-minds-of-investors/does-circularity-in-ai-deals-warn-of-a-bubble/. Accessed: 10 May 2026

[37] Shanaka Anslem Perera, The $3.5 Trillion AI Mirage: The Measurement Regime Failure February 2026 Will Expose, Substack (2026). URL https://shanakaanslemperera.substack.com/p/the-35-trillion-ai-mirage-the-measurement. Accessed: 10 May 2026

[38] Dr. Ian Mortimer, Matthew Page, Are we in an AI bubble? Guinness Global Investors (2025). URL https://www.guinnessgi.com/insights/are-we-in-an-ai-bubble. Accessed: 10 May 2026

[39] Servaas Storm, The U.S. Is Betting the Economy on 'Scaling' AI: Where Is the Intelligence When One Needs It? International Journal of Political Economy (2026). URL https://www.tandfonline.com/doi/full/10.1080/08911916.2026.2616133#abstract. Accessed: 10 May 2026

[40] Joanne Hsu, University of Michigan, survey of consumers (2026). URL https://www.sca.isr.umich.edu/. Accessed: 10 May 2026

[41] Jennifer Nash, Michigan Consumer Sentiment: Falls Further to Another Record Low, Advisor Perspectives (2026). URL https://www.advisorperspectives.com/dshort/updates/2026/05/08/michigan-consumer-sentiment-falls-further-to-another-record-low. Accessed: 10 May 2026

[42] Eric Souza, U Michigan consumer sentiment survey hits lowest mark since tracking began in 1952, Scotsman Guide (2026). URL https://www.scotsmanguide.com/news/consumer-sentiment-survey-hits-lowest-mark-since-tracking-began-in-1952/. Accessed: 10 May 2026

[43] Allison Nathan, Jenny Grimberg, Ashley Rhodes, AI: IN A BUBBLE? Goldman Sachs (2025). URL https://www.goldmansachs.com/pdfs/insights/goldman-sachs-research/ai-in-a-bubble/report.pdf. Accessed: 10 May 2026

[44] Yuki Tada, Paradox of debt and retained profit rate of firm: nonlinear effects of debt, capital and secular stagnation in Japan, The New School for Social Research, Economics Department (2022). URL https://www.boeckler.de/pdf/v_2022_10_22_tada.pdf. Accessed: 10 May 2026

[45] IS CHINA FALLING INTO A BALANCE SHEET RECESSION? BNP Paribas Asset Management (2023). URL

© 2026 Laniakea Research. All Rights Reserved

https://docfinder.bnpparibas-am.com/api/files/b64f3638-14b2-4acb-88b4-664d1f0ee6aa. Accessed: 10 May 2026

[46] Ulrich Hege, Debt Restructuring versus Monetary Easing: The Eurozone Experiment (2014). URL https://www.ineteconomics.org/uploads/papers/HEGE_Ulrich_DebtRestructuring_MonetaryPolicy.pdf. Accessed: 10 May 2026

[47] Jaime Caruana, Global economic and financial challenges: a tale of two views, prepared for a lecture at the Harvard Kennedy School in Cambridge, Massachusetts, BIS (2014). URL https://www.bis.org/speeches/sp140409.htm. Accessed: 10 May 2026.

© 2026 Laniakea Research. All Rights Reserved